

TRUE LOCK Proximal Tibia High Osteotomy Anatomic Plates are indicated for osteotomies, treatment of bone and joint deformities, fixation of fractures, and malalignment caused by injury or disease, such as osteoarthritis, of the distal femur and proximal tibia.

It is generally seen after high-energy traumas in young people and low-energy traumas in osteoporotic bone in the elderly.

TRUE LOCK Proximal Tibia High Osteotomy Anatomic Plate, It is designed to rearrange the stress distribution by changing the direction of the load axis passing through the diseased knee joint area, which is subjected to continuous loading, and to stabilize the fractures and deformities.

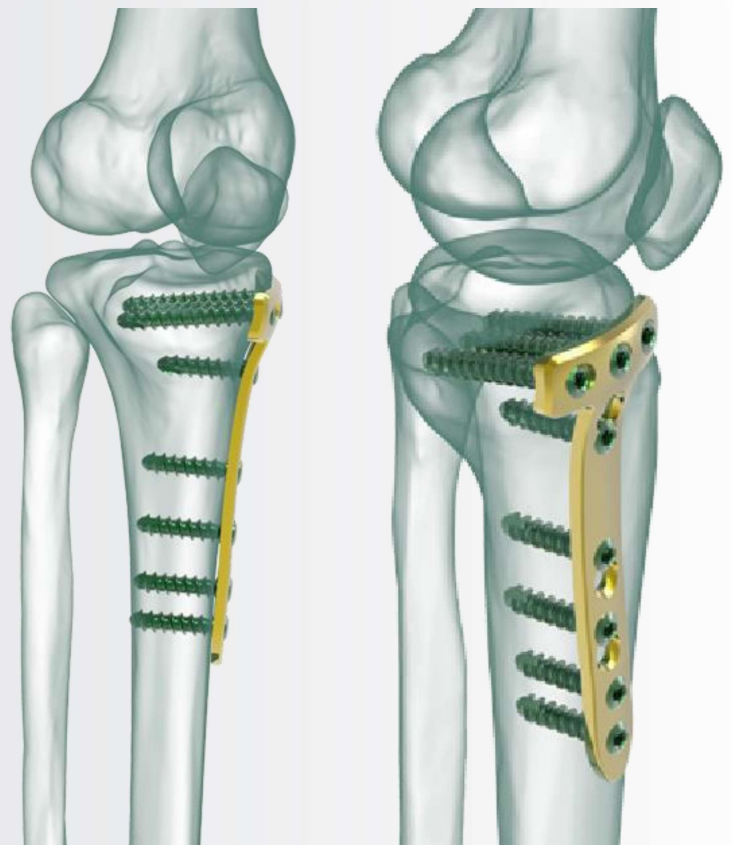
Two options wedge and wedge-free.

Osteotomy Wedges:

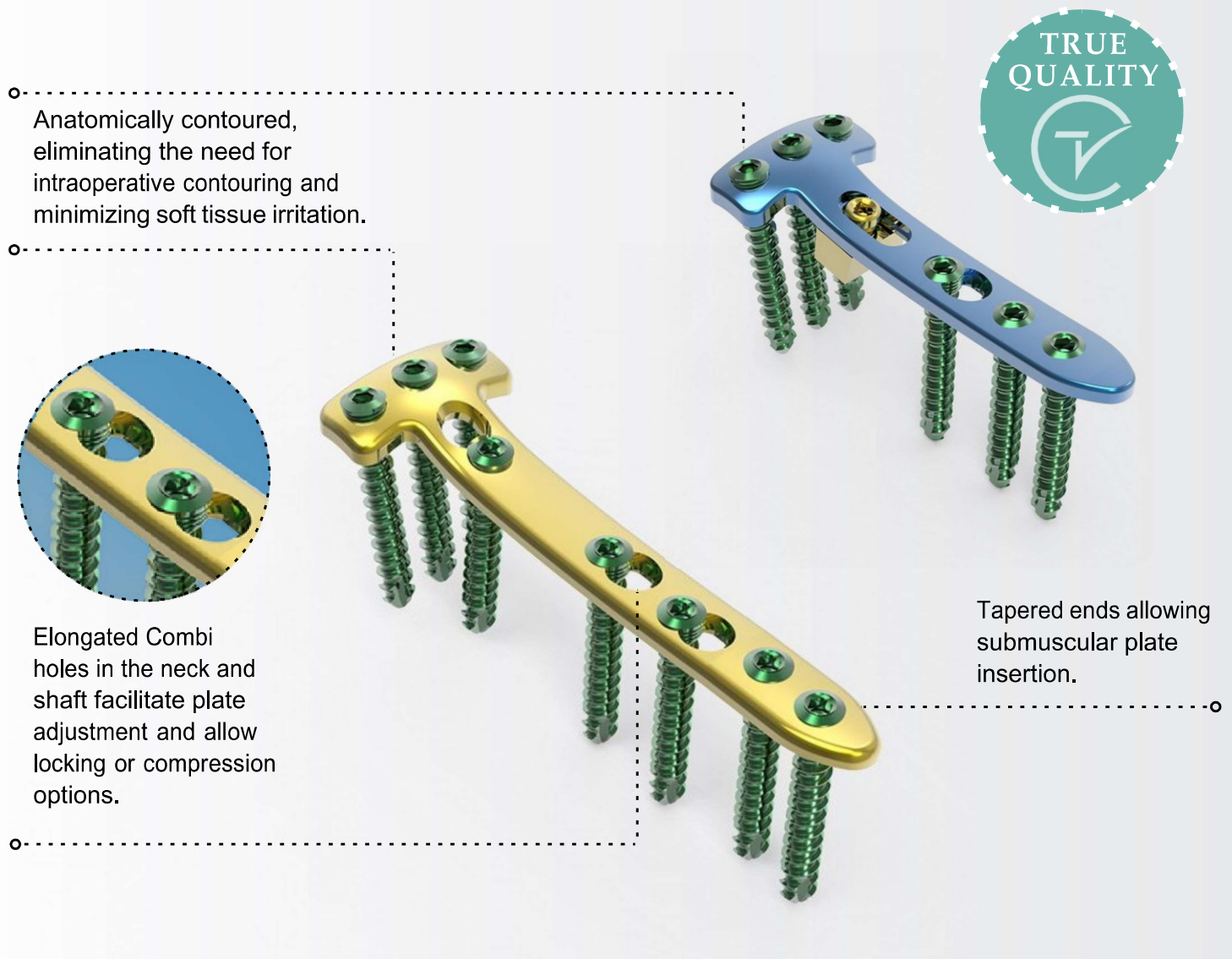
5mm - 7.5mm - 10mm -12.5mm - 15mm.

3 hole options between 3-7.

TRUE LOCK Proximal Tibia High Osteotomy Anatomic Plates are made of Ti6Al4V ELI material (ASTM F136).








TRUE LOCK Proximal Tibia High Osteotomy Anatomic Plate Features



TRUE LOCK Proximal Tibia High Osteotomy Anatomic Plate Screws Info

Reference Number:	Hole Count:	Length (mm)
201-11780-004	4 hole	120

- 4.5 mm Non-Locking Cortical Screw 
- 4.5 mm Locking Cortical Screw 
- 4,5 mm Locking Cannulated Cortical Screw 
- 6,5 mm Non-Locking Cancellous Screw 
- 6,5 mm Non-Locking Cannulated Cancellous Screw 
- 6,5 mm Locking Cannulated Cancellous Screw 