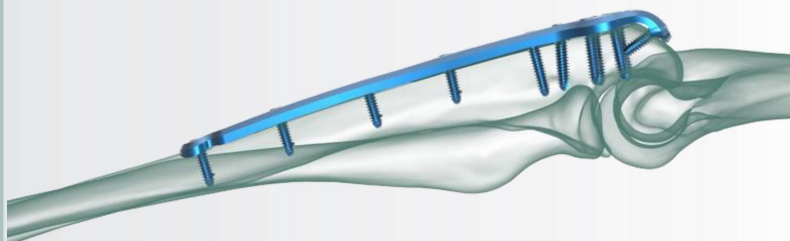


TRUE LOCK Olecranon Anatomic Plates are indicated for;


- Complex extra- and intra-articular olecranon fractures.
- Pseudoarthroses of the proximal ulna.
- Osteotomies.
- Simple olecranon fractures.

3 hole option between 6-10.

TRUE LOCK Olecranon Anatomic Plates are made of Ti6Al4V ELI material (ASTM F136).



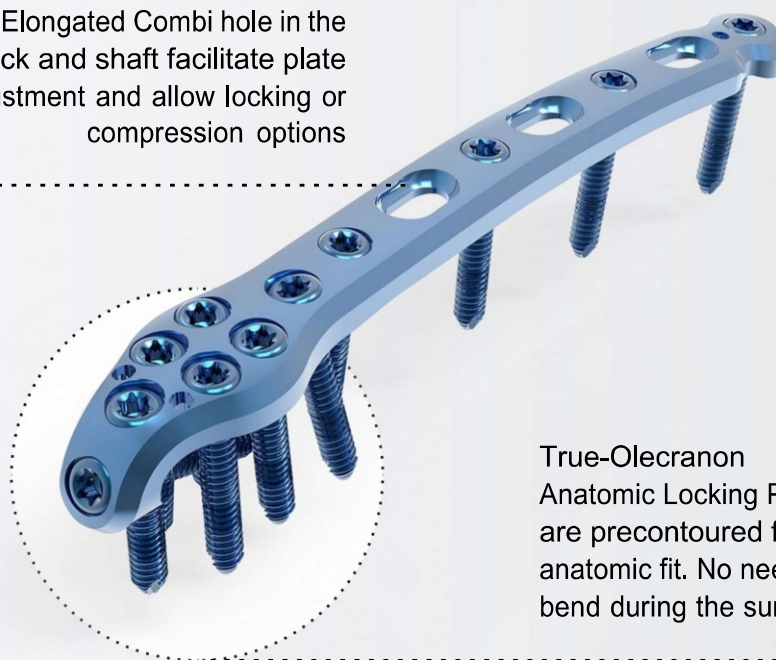
TRUE LOCK Olecranon Anatomic Plate Features



The position and angle of the screws are anatomically adapted to allow reduction of fractures.

Various screws target to help stabilize the coronoid, thereby helping to restore bony and ligamentous structures, which are important for elbow-joint stability.

Elongated Combi hole in the neck and shaft facilitate plate adjustment and allow locking or compression options




True-Olecranon Anatomic Locking Plates are precontoured for anatomic fit. No need to bend during the surgery.

Long proximal extension and multiple screw options to secure small olecranon fragments to help neutralize the forces of the triceps muscle.

TRUE LOCK Olecranon Anatomic Plate Screws Info

Referance Number:	Hole Count:	Length (mm)
(L) 201-10131-006 (R) 201-10132-006	6 hole	90
(L) 201-10131-008 (R) 201-10132-008	8 hole	115
(L) 201-10131-010 (R) 201-10132-010	10 hole	140

2.7 mm Non-Locking Cortical Screw



2.7 mm Locking Cortical Screw



3.5 mm Non-Locking Cortical Screw



3.5 mm Locking Cortical Screw



4 mm Non-Locking Cancellous Screw



4 mm Locking Cancellous Screw



4 mm Locking Cannulated Cancellous Screw

