

TRUE LOCK Distal Fibula Posterolateral Anatomic Plates are indicated for the fractures and deformities occurring in the posterolateral part of the distal part of the fibula.

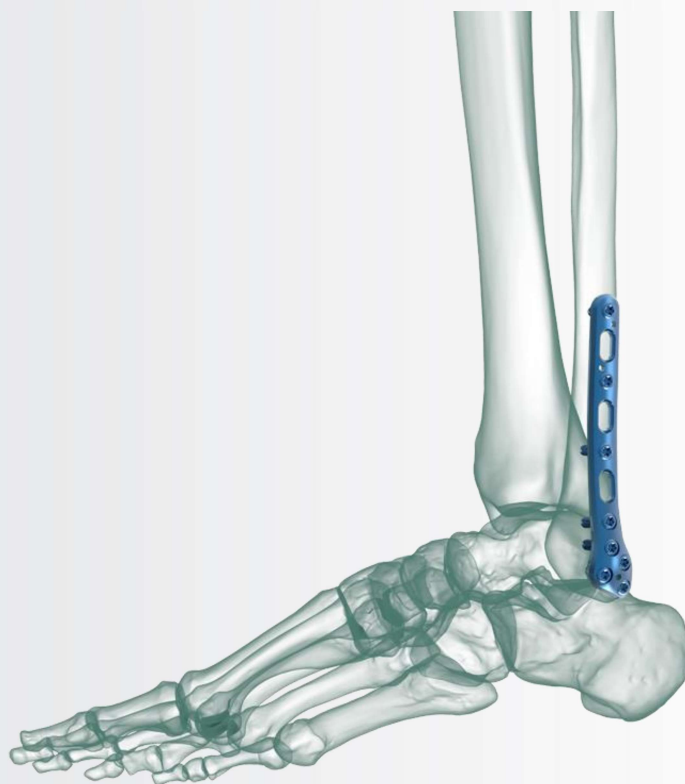
It is theoretically known that the detection of the fibula fractures seen with the tibia fracture contributes to bringing the lower limb length to the position it should be in and the early load with a more stable fixation.

Another advantage of fibular fixation has been reported as reducing the stress on fixation applied to the tibia and ensuring the normal anatomy of the lower limbs.

Anatomical plate; right & left.

4 different hole option between 3-9.

TRUE LOCK Distal Fibula Posterolateral Anatomic Plates are made of Ti6Al4V ELI material (ASTM F136).

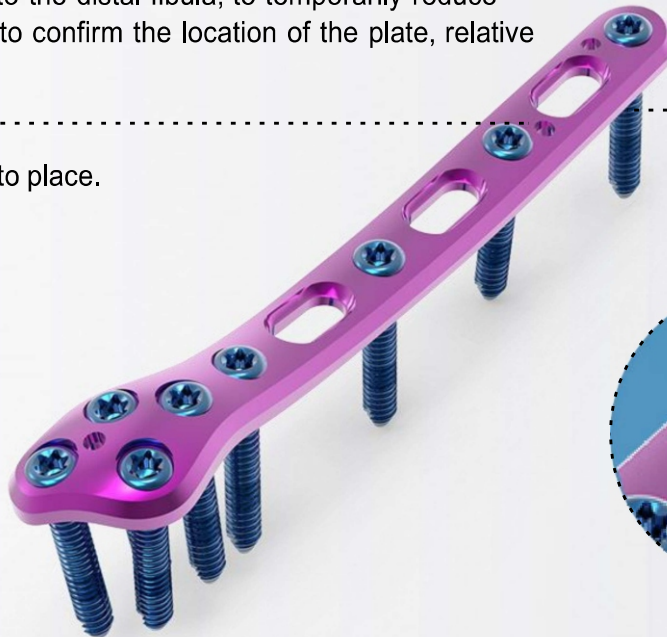


## TRUE LOCK Distal Fibula Posterolateral Anatomic Plate Features

Kirschner wire holes accept Kirschner wires (up to 2.0 mm) to temporarily fix the plate to the distal fibula, to temporarily reduce articular fragments, and to confirm the location of the plate, relative to the distal fibula.

Incorporation a unique contour designed to act as a template and to aid in anatomic fracture reduction.

Anatomical shape, easy to place.




Elongated Combi hole in the neck and shaft facilitate plate adjustment and allow locking or compression options



## TRUE LOCK Distal Fibula Posterolateral Anatomic Plate Screws Info

Reference Number:	Hole Count:	Length (mm)
(L) 201-11441-003 (R) 201-11442-003	3 hole	55
(L) 201-11441-005 (R) 201-11442-005	5 hole	75
(L) 201-11441-007 (R) 201-11442-007	7 hole	95
(L) 201-11441-009 (R) 201-11442-009	9 hole	115

2.7 mm Non-Locking Cortical Screw



2.7 mm Locking Cortical Screw



3.5 mm Non-Locking Cortical Screw



3.5 mm Locking Cortical Screw



4 mm Non-Locking Cancellous Screw



4 mm Locking Cancellous Screw



4 mm Non-Locking Malleolar Screw



4 mm Locking Cannulated Cancellous Screw

