

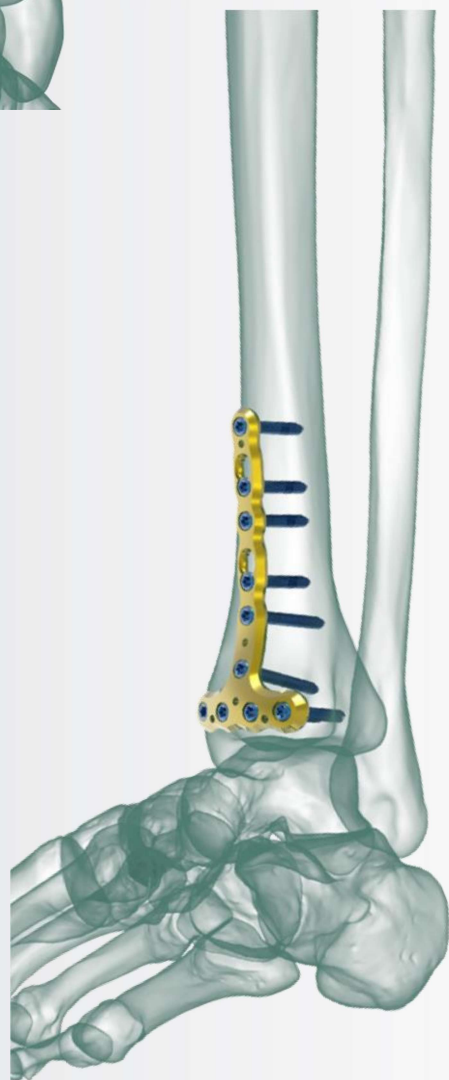
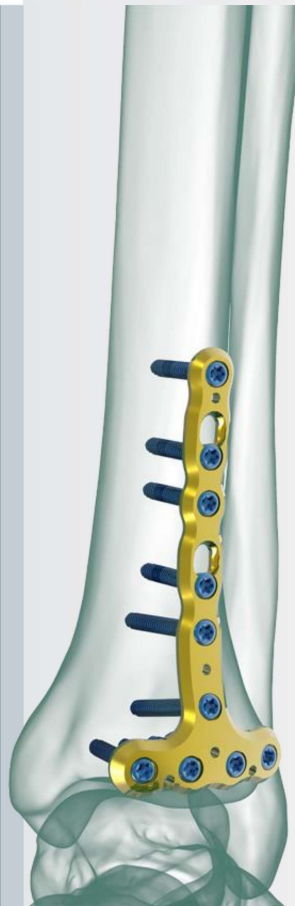
TRUE LOCK Distal Tibia Anterior Plates are indicated for fixation of fractures, osteotomies, and nonunions of the distal tibia, especially in osteopenic bone.

Anatomical plate; right & left.

3 different size option small, medium, large.

2 different hole options 4-6 holes.

TRUE LOCK Distal Tibia Anterior Plates are made of Ti6Al4V ELI material (ASTM F136).

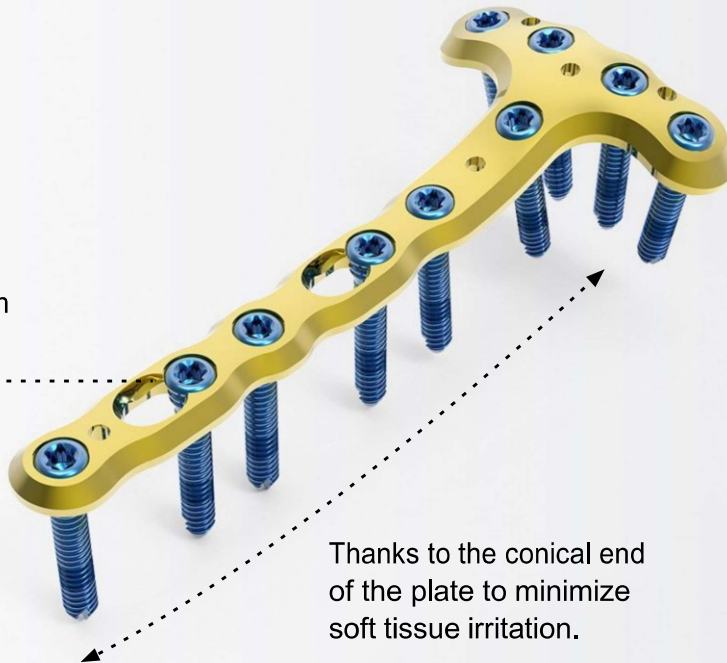


TRUE LOCK Distal Tibia Anterior Plate Features



The Combi holes allow fixation with locking screws in the threaded section for angular stability, and cortex screws in the dynamic compression unit section for compression.

Four locking, rafting screws parallel to the joint surface along with locking, strut screw options providing additional support in the distal region of the tibia.



Thanks to the conical end of the plate to minimize soft tissue irritation.

TRUE LOCK Distal Tibia Anterior Plate Screws Info

Reference Number:	Hole Count:	Length (mm)
(S) 201-11450-004 (M) 201-11460-004 (L) 201-11470-004	4 hole	60
(S) 201-11450-006 (M) 201-11460-006 (L) 201-11470-006	6 hole	95

3.5 mm Non-Locking Cortical Screw



3.5 mm Locking Cortical Screw



4 mm Non-Locking Cancellous Screw



4 mm Locking Cancellous Screw



4 mm Locking Cannulated Cancellous Screw

